

5301 Industrial Blvd NE, Fridley, MN 55421
Phone: 763-762-1750
Fax: 763-571-9987
www.nwglassfab.com

COMPANY: _____
PROJECT NAME _____
CONTACT: _____
PHONE: _____
FAX: _____
EMAIL: _____

GLASS THICKNESS & TYPE

1/2" CLEAR TEMPERED
OTHER: _____

FINISH

CLEAR ANODIZED
 DARK BRONZE ANODIZED
 OTHER _____

CLOSER OPTION

HOLD OPEN 90 105
 NO HOLD OPEN 90 105
 OH FLOOR

Door Type



P Style BP Style A Style F Style

HEADER

1 3/4" X 4 1/2" (OR 1 3/4" X 4")
 NO HEADER
 OTHER _____

THRESHOLD (Door Opening)

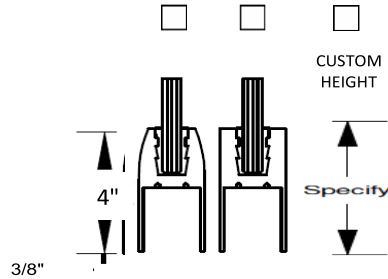
1/2" x 4" MILL ALUMINUM
 1/2" x 7" MILL ALUMINUM
 NO THRESHOLD

LOCKS

BOTTOM RAIL LOCK (P or B/P)
 CENTER PATCH LOCK
 NO LOCK
 OTHER: _____

Door Rails P or BP

FULL LENGTH RAIL



3/8" Standard Door Clearance
 OTHER: _____

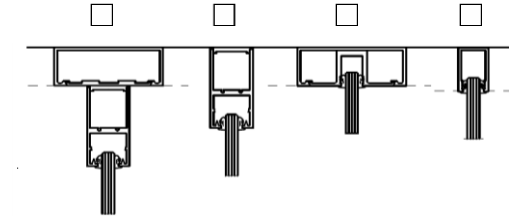
DOOR PATCH TOP

4" X 9 1/2" SQUARE (STANDARD)
 TAPERED 4" X 9 1/2"
 PATCH FITTING 2" X 6 7/16"

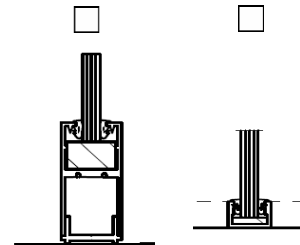
DOOR PATCH BOTTOM

4" X 9 1/2" SQUARE (STANDARD)
 TAPERED 4" X 9 1/2"
 PATCH FITTING 2" X 6 7/16"
 2-5/16" LOW PROF. SQUARE (1/2" GLASS ONLY)

SIDLIGHT HEAD CONDITION



SIDLIGHT SILL CONDITION



PULL HDW.

12 X 12 STANDARD B TO B
 LADDER PULL _____
 OTHER: _____

SKETCH YOUR ELEVATION OR **SKETCH IS ATTACHED**